


Build Your Own CW Key





The famous QST J-38 Paddle

Many hundreds of these iambic paddles were made by hams after an article in the July, 1952 issue of QST described the basic design. The paddle is made by simply screwing together two J-38 straight keys and mounting the resulting mechanism vertically. This ugly paddle has a surprisingly good, crisp, light, "feel" and compares very favorably to a well adjusted Bencher paddle.

The Beef Eater Special

Construction information can be found at:

http://www.w4aaz.org/attachments/BEEF_EATER_SPECIAL_K4IBZ_pdf.pdf



The Five Cent Key

<http://www.saunalahti.fi/hohtola/ham/five-cent-key/five-cent-key.html>



American Morse DCP paddle kit
Miniature size, only 2.5 Ounces, 1 1/2 x 1 7/8 x 1 3/16 Inch
<http://www.americanmorse.com/dcp.htm>



BullDog lambic paddles made from a large paper clip.
Make one yourself or buy it from BullDog lambic Keys:
<http://www.amateurradioproducts.com/bd2.html>

Pictures that describe how to make CW paddles from paper clips can be found at:
<http://picasaweb.google.com/kolonicy/CWPaddleFromPaperClips#>